

SESSION 3

Bible Story

Jesus Walks with
Zacchaeus

Luke 19:1-10

Rapid Reminder

Find Joy on the River!

Rafting Ready Verse

“When you pass through
the waters, I will be with
you.” Isaiah 43:2

Materials

- ▲ Rolling River
Rampage Tablecloth
or other table covering
- ▲ Zacchaeus Diorama
Craft Kit
- ▲ Stay-Put Stickers and
Craft Theme Stickers
- ▲ markers/crayons
- ▲ glitter pens
- ▲ tissue paper
- ▲ glue
- ▲ colored sand

Bible Tie-In!

In our Bible story we
discovered a man who
wanted to see Jesus.
Describe what he did in
order to see Jesus. Use
your completed craft to
tell this Bible story!

Cokesbury Craft Kit Zacchaeus Diorama

Purpose

Rafters will reinforce the Bible story
while creating a personalized craft.

Ages

Appropriate for All Ages

Preparation

- ▲ Cover tables with your tablecloth.
- ▲ Open packages for your Rafters.
- ▲ Set out supplies.

Directions



Step 1: Rafters use stickers, markers,
and crayons to decorate characters
and scene. Be creative!



Step 2 (optional): To create 3-D
leaves and grass, cut tissue paper into
1" squares. Place a dot of glue on the
diorama surface. Place the eraser-
end of a pencil into the tissue paper
square, then twist in place onto the
glue (use unsharpened pencils).

Step 3: Use glue to add colored sand
to this scene. Set aside to dry.



Cokesbury Craft Kit

River Rock Friendship Wristband

Purpose

Rafters will reinforce the Rapid Reminder with a personalized craft.

Preparation

- ▲ Cover tables with your tablecloth.
- ▲ Open packages for your Rafters.
- ▲ Set out supplies.

Directions



Step 1: Rafters tie a large knot on the end of the elastic band. Leaders assist as needed. **Pro Tip!** Secure the first rock by looping the band through the hole and tying.



Step 2: Add rocks first, then alternate between beads and rocks. After all rocks and beads have been added, leaders assist Rafters to tie the knot with the elastic band as needed.



Bible Story

Jesus Walks with Zacchaeus

Luke 19:1-10

Rapid Reminder

Find Joy on the River!

Rafting Ready Verse

"When you pass through the waters, I will be with you." Isaiah 43:2

Materials

- ▲ Rolling River Rampage Tablecloth or other table covering
- ▲ River Rock Friendship Wristband Craft Kit
- ▲ small re-sealable bags
- ▲ marker

Bible Tie-In!

See page 21.

SESSION 3

Bible Story
Jesus Walks with Zacchaeus
 Luke 19:1-10

Rapid Reminder
 Find Joy on the River!

Rafting Ready Verse

“When you pass through the waters, I will be with you.” Isaiah 43:2

Materials

- ▲ **Rolling River Rampage Tablecloth** or other table covering
- ▲ **Stay-Put Stickers and Craft Theme Stickers**
- ▲ wooden craft sticks (8 per frame)
- ▲ cardstock (cut to 3½" squares)
- ▲ brown crayons/markers
- ▲ markers
- ▲ small river pebbles
- ▲ craft supplies of choice: beads, gems, felt, etc.
- ▲ masking tape
- ▲ glue and/or glue dots
- ▲ cotton swabs

Showstopper! Friendship Frame Option #1

Purpose


Rafters will reinforce the Rapid Reminder with a theme-related craft.

Ages

Appropriate for School-aged Rafters

Preparation

- ▲ Cover tables with your tablecloth.
- ▲ Set out one paper plate with one piece of wax paper on it per Rafter.
- ▲ Set out materials.






SESSION 3

Directions



Step 1: Rafters color/stain craft sticks (use brown for a cabin feel).



Step 2: Arrange craft sticks on wax paper to form a square.



Step 3: Attach the sticks at the ends with glue or glue dots.

Step 4: Apply cardstock to the back of the frame, **only attaching on 3 sides** to allow for adding pictures. Allow to dry as needed.



Step 5: Rafters decorate their frames with stickers, pebbles, markers, and craft supplies.

Step 6: Add a picture with VBS friends into the frame. If pics are not available, write the Rapid Reminder or Rafting Ready Verse on a card instead!



Test Church Tip
Save a step by using pre-stained craft sticks!

Bible Tie-In!

In our Bible story, Zacchaeus found joy when he made a new friend in Jesus.

▲ Please share about a time when you made a new friend.

▲ What are some of the qualities you look for in a good friend?

In times of trouble and in times of joy, God is the kind of friend who will always stick with us! Let's all say our Rapid Reminder together: Find Joy on the River!

SESSION 3

Bible Story
Jesus Walks with
Zacchaeus
Luke 19:1-10

Rapid Reminder
Find Joy on the River!

**Rafting Ready
Verse**

“When you pass through
the waters, I will be with
you.” Isaiah 43:2

Materials

- ▲ **Rolling River**
Rampage Tablecloth
or other table covering
- ▲ **Stay-Put Stickers** and
Craft Theme Stickers
- ▲ black construction
paper/cardstock (Cut
these into 9"x 6"
rectangular shapes.)
- ▲ variety of construction
paper or cardstock
(Use paper to create
tents and flaps.)
- ▲ star shapes
- ▲ glue/glue stick
- ▲ scissors
- ▲ Template (see the
Free Resources at
CokesburyVBS.com.)

Showstopper! Friendship Frame Option #2

Purpose

Rafters will reinforce the Rapid
Reminder with a theme-related craft.

Ages

Appropriate for All Ages. Young
Rafters will need assistance.


Preparation

- ▲ Cover tables with your tablecloth.
- ▲ Precut templates for your Rafters.
- ▲ Set out supplies.






Directions



Step 1: Glue the tent shape onto the black paper.



Step 2: Glue the flaps onto the tent shape.



Step 3: Add stickers and star shapes to enhance the frame.

Step 4: Make sure each frame is labeled with the Rafter's name.



SESSION 3

☉ Test Church Tip

Leave an opening in the tent shape frame so a picture can be added.

☉ Teacher Tip

See page 25 for a Quick and Easy Frame option to use.

Bible Tie-In!

In our Bible story, **Zacchaeus found joy when he made a new friend in Jesus.**

▲ Please share about a time when you made a new friend.

▲ What are some of the qualities you look for in a good friend?

In times of trouble and in times of joy, God is the kind of friend who will always stick with us! Let's all say our Rapid Reminder together: Find Joy on the River!

SESSION 3

Bible Story
Jesus Walks with Zacchaeus
 Luke 19:1-10

Rapid Reminder
 Find Joy on the River!

Rafting Ready Verse

“When you pass through the waters, I will be with you.” Isaiah 43:2

Eco-Craft!

Materials

- ▲ **Rolling River Rampage Tablecloth** or other table covering
- ▲ **Stay-Put Stickers** and **Craft Theme Stickers**
- ▲ cardboard/reusable box (cut to 7"x 8" rectangle)
- ▲ markers
- ▲ colorful duct tape
- ▲ glue
- ▲ magnet strip
- ▲ safety scissors
- ▲ Template (see the Free Resources at CokesburyVBS.com.)

Bible Tie-In!

Go around the room and share what this verse means to you!

Quick & Easy Rafting Ready Verse Frame

Purpose

Rafters will reinforce the Rafting Ready Verse with a simple craft.

Ages

Appropriate for All Ages

Preparation

- ▲ Cover tables with your tablecloth.
- ▲ Pre-cut frames for your youngest Rafters.
- ▲ Pre-cut the cardboard.
- ▲ Draw a 6"x 4" rectangle in the middle of the frame.
- ▲ Set out supplies.


Directions

Step 1: Rafters cut out the frame and glue it to the cardboard.

Step 2: Add stickers to decorate the frame.

Step 3: Place a picture or the Rafting Ready Verse in the center of the frame.

Step 4 (optional): Add a magnet to the back for hanging.



Quick & Easy Joyful Bookmarks

Purpose

Rafters will reinforce the Rapid Reminder with a theme-related craft.

Ages

Appropriate for All Ages

Preparation



- ▲ Cover tables with your tablecloth.
- ▲ Pre-cut the templates for your youngest Rafters.
- ▲ Set out supplies.

Directions

Step 1: Rafters cut out bookmarks.

Step 2: Decorate bookmarks using markers and stickers.

Step 3: Punch a hole in the top of each bookmark, then add yarn or lacing.



Bible Story

**Jesus Walks with
Zacchaeus**

Luke 19:1-10

Rapid Reminder

Find Joy on the River!

Rafting Ready Verse

“When you pass through
the waters, I will be with
you.” Isaiah 43:2

Materials

- ▲ **Rolling River
Rampage Tablecloth**
or other table covering
- ▲ **Stay-Put Stickers** and
Craft Theme Stickers
- ▲ construction paper or
cardstock (3" x 8½"
strips, two per Rafter)
- ▲ markers
- ▲ glitter pens
- ▲ glue
- ▲ hole punch
- ▲ yarn, plastic craft lacing
- ▲ Template (see page 33
or the Free Resources
at CokesburyVBS.com.)

Bible Tie-In!

See page 21.